	Title: Waste Management Procedure for Contractors	
	Type: Non- Restricted Type (All Users Can View)\Procedures (SOP/WI/Mg.Proc)	Page 1 of 15
Active Date: 2/9/2021	Status: Active	Number: SOP-045
Review Date: 2/9/2023	Owner: D'Amato, Rachel	Revision: 3

SOP-045

Waste Management Procedure for Contractors

Last Review Details – Refer to QPulse for full history


Review Comments	Review Owner	Date
Kindly review	Marsh, Frank	<QPulse_DocLastReviewDate>

Latest Revision Details – Refer to QPulse for full history

Revision number	Revision Details
3	Changes in section 6.5 Waste Register, section 6.7.1.2 Transboundary Shipment of Hazardous Waste and minor formatting changes.


Approval details for latest Revision

Approver	Date	Response
D'Amato, Rachel	2/8/2021 5:24 PM	Accept
Xuereb, Graziella	2/1/2021 4:06 PM	Accept
Baldacchino, Damian	1/29/2021 11:31 AM	Accept

	Title: Waste Management Procedure for Contractors	
	Type: Non- Restricted Type (All Users Can View)\Procedures (SOP/WI/Mg.Proc)	Page 2 of 15
Active Date: 2/9/2021	Status: Active	Number: SOP-045
Review Date:2/9/2023	Owner: D'Amato, Rachel	Revision: 3

Contents

1	Aim and scope	3
2	References.....	3
3	Terms and Definitions.....	3
4	Responsibilities.....	5
5	Frequency.....	7
6	Detailed Procedural Rules.....	7
6.1	Introduction	7
6.2	Waste Generation, Identification and Classification	8
6.2.1	<i>Domestic Waste</i>	8
6.2.2	<i>Industrial Waste</i>	8
6.3	Handling of Waste	9
6.4	Waste Storage Areas	9
6.5	Waste Register	10
6.6	Waste Management Facilities and Waste Carriers	10
6.7	Waste Transport: Consignment Note	11
6.7.1	<i>Hazardous waste</i>	11
6.7.2	<i>Non-Hazardous Waste</i>	12
6.8	Licences of carriers and consignee	12
6.9	Environmental Audits	12
7	Reference documents.....	13
	Annex 1: Waste Consignment Permit Application	14
	Annex 2: Waste Consignment Note	15

	<i>Title: Waste Management Procedure for Contractors</i>	
	<i>Type: Non- Restricted Type (All Users Can View)\Procedures (SOP/WI/Mg.Proc)</i>	<i>Page 3 of 15</i>
<i>Active Date: 2/9/2021</i>	<i>Status: Active</i>	<i>Number: SOP-045</i>
<i>Review Date:2/9/2023</i>	<i>Owner: D'Amato, Rachel</i>	<i>Revision: 3</i>

1 Aim and scope


The objective of this SOP is to specify detailed rules, times and responsibilities related to the waste generation, identification, handling, storage, transport and disposal within Enemalta installations and working areas by any third party such that the Contractor adopts the same behaviour of Enemalta personnel.

2 References

EN ISO 14001:2015, clause 8.1

3 Terms and Definitions

SL:	Subsidiary Legislation: obligation established by Maltese legislation, EU Regulations and Directives or any authorisation, permit, etc. released to Enemalta plc
Waste:	Any substance, or object which the holder discards or intends or is required to discard as per item 4 found in Part 1 “Subject Matter, Scope of Definitions of S.L.549.63 (Environment Protection Act (CAP 549)
Hazardous waste:	Hazardous waste means waste which displays one or more of the hazardous properties listed in Schedule 3 of S.L.549.63
Non-hazardous waste:	Non-hazardous waste is waste which does not display one or more of the hazardous properties listed in Schedule 3 of S.L.549.63
Municipal waste:	means waste from households, as well as other commercial, industrial, and institutional wastes which, because of its nature or composition, is similar to waste from households
Waste producer:	Entity producing waste
EWC:	European Waste Catalogue

	<i>Title: Waste Management Procedure for Contractors</i>	
	<i>Type: Non- Restricted Type (All Users Can View)\Procedures (SOP/WI/Mg.Proc)</i>	<i>Page 4 of 15</i>
<i>Active Date: 2/9/2021</i>	<i>Status: Active</i>	<i>Number: SOP-045</i>
<i>Review Date:2/9/2023</i>	<i>Owner: D'Amato, Rachel</i>	<i>Revision: 3</i>

Recovery: means any operation, the principal result of which is waste serving a useful purpose by replacing other materials which would otherwise have been used to fulfil a particular function, or waste being prepared to fulfil that function, in the plant or in the wider economy. Schedule 2 of SL 549.63 sets out a non-exhaustive list of recovery operations

- material recovery
- energy recovery
- biological recovery
- re-use

Disposal: means any operation which is not recovery even where the operation has as a secondary consequence the reclamation of substances or energy. Schedule 1 of S.L.549.63 sets out a non-exhaustive list of disposal operations


Recycle: means any operation, the principal result of which is waste serving a useful purpose by replacing other materials which would otherwise have been used to fulfil a particular function, or waste being prepared to fulfil that function, in the plant or in the wider economy. Schedule 2 of SL 549.63 sets out a non-exhaustive list of recovery operations

Consignor: The person who asks for the waste to be removed from the place where it is being held

Consignee: The person to whom the waste is being transferred to

CP: Waste Consignment Permit Application

CN: Waste Consignment Note (Prenotification Copy)

	<i>Title: Waste Management Procedure for Contractors</i>	
	<i>Type: Non- Restricted Type (All Users Can View)\Procedures (SOP/WI/Mg.Proc)</i>	<i>Page 5 of 15</i>
<i>Active Date: 2/9/2021</i>	<i>Status: Active</i>	<i>Number: SOP-045</i>
<i>Review Date:2/9/2023</i>	<i>Owner: D'Amato, Rachel</i>	<i>Revision: 3</i>

EMS	Environmental Management System
ERA:	Environment & Resources Authority
EC:	Environmental Coordinator
ERW	Environmental Representative for Waste
Waste Management	The permit of authorisation to run a Waste Management Facility
EM	Enemalta plc
CO	Compliance Office
SDS	Safety Data Sheet
SOP	Standard Operating Procedure


4 Responsibilities

Responsible Person

- Enemalta personnel responsible for the task assigned to the Contractor.
- Supervises the Contractors' personnel to ensure that there is good waste management practice being carried out and that this is being done in accordance with this SOP.
- Ensures that the waste management sites/skip areas being used by the contractor are kept in order.
- Informs the Contractor about any problems of waste mixing to rectify the problem. If need be, the ERW can be contacted to provide support or necessary waste management training to the contractor and his personnel.

Contractor

- Under normal circumstances, the Contractor is responsible to equip the area with bins/skips for the quantities and waste streams which will be generated and dispose of them by making all the necessary arrangements for waste disposal with waste disposal companies which are recognised by ERA.

	<i>Title: Waste Management Procedure for Contractors</i>	
	<i>Type: Non- Restricted Type (All Users Can View)\Procedures (SOP/WI/Mg.Proc)</i>	<i>Page 6 of 15</i>
<i>Active Date: 2/9/2021</i>	<i>Status: Active</i>	<i>Number: SOP-045</i>
<i>Review Date:2/9/2023</i>	<i>Owner: D'Amato, Rachel</i>	<i>Revision: 3</i>

- Ensures that personnel assigned to carry out waste management and disposal are properly trained and equipped to manage waste and dispose of it correctly.
- Ensures that all bins/skips are labelled and placed in designated locations according to this SOP
- Must have Safety Data Sheets (SDS) of the chemicals/oils which need to be disposed of. A copy of such SDSs is to be made available to the responsible person.
- Must keep records of waste transactions and a waste register as stipulated in section 6.5 and provides it to the responsible person who in turn must hand it in to Enemalta's Environmental Representative for Waste (ER Waste).

Contacto Personnel (CP)

- Carry out waste management, waste separation, waste transportation and/or waste disposal, under the supervision of the Contractor.

ER Waste (ERW)


- Keeps record of any waste generated by the Contractor as submitted regularly through their waste register.
- Provides support to the Responsible person if necessary.
- Provides training on waste management to the Contractor and his personnel if necessary.

Lead Auditor:

- May carry out audits, in collaboration with the audit team, to ensure that there are no infringements regarding waste management by the contracting company.

Consignment Permit Responsible (CPR):

- Compiles and manages, in the stipulated times and according to the specified methods the waste disposal permit and the waste consignment notes.
- In all waste related contracts, the Waste contractor is the CPR.

	<i>Title: Waste Management Procedure for Contractors</i>	
	<i>Type: Non- Restricted Type (All Users Can View)\Procedures (SOP/WI/Mg.Proc)</i>	<i>Page 7 of 15</i>
<i>Active Date: 2/9/2021</i>	<i>Status: Active</i>	<i>Number: SOP-045</i>
<i>Review Date:2/9/2023</i>	<i>Owner: D'Amato, Rachel</i>	<i>Revision: 3</i>

5 Frequency

This document should be reviewed and updated every twenty-four (24) months, unless it is deemed necessary that it should be reviewed prior.

6 Detailed Procedural Rules


The Responsible Person from Enemalta is to ensure that the pertaining sections of these procedures are followed when the activities temporary storing waste and disposing of it.

6.1 Introduction

All tenders are supplied with the guidelines for contractors relating to environmental concerns are stated in **SOP-085 – Procurement Clauses related to Enemalta/IESC Environmental and Safety Management System.**

This SOP is to be given by the Enemalta Responsible person to the Contractor when the contract becomes effective. The Responsible Person shall ensure that the Contractor has clearly understood these good practices for waste storage, management, recording and disposal and shall ultimately abide by them. Enemalta plc demands that once any breach or failure to abide to Enemalta's practices is identified the contractor shall take remedial measures immediately.

When the contract becomes effective, the person responsible for the works/project is to provide the contractor with a copy of this SOP as specified in **FRM-042 - Contractor's Briefing & Employee Training** which is also to be given to the contractor. The latter document is to be signed by the Contractor, declaring that he has received and understood the contents of all the environmental related documents specified in DOC 2, as well as committing himself to train his/her employees working on the contract, on the contents of environmental related documents. This training may be carried out in conjunction with Enemalta plc personnel depending on the nature and duration of the work.

	<i>Title: Waste Management Procedure for Contractors</i>	
	<i>Type: Non- Restricted Type (All Users Can View)\Procedures (SOP/WI/Mg.Proc)</i>	<i>Page 8 of 15</i>
<i>Active Date: 2/9/2021</i>	<i>Status: Active</i>	<i>Number: SOP-045</i>
<i>Review Date:2/9/2023</i>	<i>Owner: D'Amato, Rachel</i>	<i>Revision: 3</i>

The responsible person shall also make it clear to the contractor that waste generated by the subcontracting operations can only be disposed of in Enemalta's skips if an agreement is reached between both parties which agreement shall be issued in writing.

6.2 Waste Generation, Identification and Classification

Waste produced by subcontractors or third party working on behalf of Enemalta plc can be classified into 2 main categories:

- Hazardous waste
- Non-hazardous waste


Enemalta plc is readily available to inform and hold awareness training sessions to all third parties such as subcontractors and visitors regarding the classification, separation, and disposal of waste. Waste will be separated according to its classification and collected in dedicated containers if this is deemed necessary.

6.2.1 Domestic Waste

- Domestic waste or mixed waste is waste generated mainly from everyday activities, like food remains.
- Industrial waste should never be mixed with domestic waste.
- Dedicated containers will be used for the collection of domestic waste. These are placed in areas such as employee break rooms and offices which are the major generators of domestic waste.
- A clear visible sign shall be affixed to the container showing the waste stream "mixed waste", EWC code, and drawings of examples of waste pertaining to this waste stream.

6.2.2 Industrial Waste

- Industrial waste must be classified into various waste streams as per Commission Decision **2001/118/EC**. Each waste stream is assigned a European Waste Catalogue Code (EWC).
- Waste from separate EWC codes must be segregated and collected in separate containers.

	<i>Title: Waste Management Procedure for Contractors</i>	
	<i>Type: Non- Restricted Type (All Users Can View)\Procedures (SOP/WI/Mg.Proc)</i>	<i>Page 9 of 15</i>
<i>Active Date: 2/9/2021</i>	<i>Status: Active</i>	<i>Number: SOP-045</i>
<i>Review Date:2/9/2023</i>	<i>Owner: D'Amato, Rachel</i>	<i>Revision: 3</i>

- Different waste codes cannot be mixed.
- Dedicated signs are to be affixed to each container showing type of waste and EWC code.
- The Contractor should ask the responsible person for identification and classification of waste to its respective EWC code.
- Industrial waste must be clearly distinguished between hazardous and non-hazardous and such waste streams are to be properly segregated.
- Hazardous industrial waste must always be placed in closed containers, or else covered to avoid rainwater coming in, and subsequent overflow from the container.
- Proper bunding of hazardous industrial waste is to be available were required.

6.3 Handling of Waste

Handling of waste is to be carried out in such a way as to minimise risk to human health and to the environment. All precautions should be taken to avoid accidents that affect:

- soil or water pollution
- fire or explosion
- toxic gas generation


The following are good practices for internal transportation of waste:

- containers containing liquids should always be closed
- containers carrying solid or liquid waste should be secured to the means of transport being used to avoid any spills of material
- any waste which has fallen out of the container should be collected immediately.

6.4 Waste Storage Areas

Waste storage areas must be correctly planned. The following points should always be observed:

- Spills and leakages should be avoided wherever possible, or preferably kept to a minimum
- Skips for hazardous waste should be covered and the site should have suitable containment with appropriate drainage facilities.
- Spills are to be contained and collected such that they do not contaminate soil or water.

	<i>Title: Waste Management Procedure for Contractors</i>	
	<i>Type: Non- Restricted Type (All Users Can View)\Procedures (SOP/WI/Mg.Proc)</i>	<i>Page 10 of 15</i>
<i>Active Date: 2/9/2021</i>	<i>Status: Active</i>	<i>Number: SOP-045</i>
<i>Review Date:2/9/2023</i>	<i>Owner: D'Amato, Rachel</i>	<i>Revision: 3</i>

- Soil or water are not to be polluted by rainwater which is contaminated through contact with waste
- Waste storage areas should be separated and clearly identified
- Each waste unit is to be clearly marked and understood by all operators including those from transport companies and those collecting waste
- Any hazard risks (flammable, toxic, etc.) should be clearly legible and immediately identifiable.
- Chemically incompatible wastes are to be segregated
- Appropriate emergency equipment for first aid, fire and spills should be easily accessible.
- In case of hazardous waste, a Safety Data Sheet should be available with the waste

The Contractor is responsible to provide bins with correct labelling for the duration of works.

Waste generated within Enemalta premises for any contractor must be disposed of, off site by a fully licensed carrier as soon as reasonably practicable so as not to accumulate on Enemalta plc premises. The responsible person will ensure that the site is waste free before the works are terminated.

6.5 Waste Register


The Contractor is to maintain detailed records of all disposal of hazardous and non-hazardous waste. The end destination of the waste (permitted waste site) is also to be provided, as well as the number plate of the carrier used to transport the waste to the permitted waste site.

The waste register is to include as a minimum the details below:

Date	EWC Code	Waste Description	Waste Carrier	Waste Management Facility	Net Weight (kg)

6.6 Waste Management Facilities and Waste Carriers

At the beginning of the contract, the contractor is to send a copy of the waste register as per section 6.5 with a list of waste which are expected to be generated throughout the contract and details of

	Title: Waste Management Procedure for Contractors	
	Type: Non- Restricted Type (All Users Can View)\Procedures (SOP/WI/Mg.Proc)	Page 11 of 15
Active Date: 2/9/2021	Status: Active	Number: SOP-045
Review Date:2/9/2023	Owner: D'Amato, Rachel	Revision: 3

the waste management facilities where he intends to dispose of such waste. Details of the waste carriers to be utilised are also to be included. This document is to be submitted by the responsible person to the ERW to confirm that waste is being disposed of correctly. Any modifications to the waste carriers or waste management facilities throughout the duration of the contract are to be submitted to the ERW for approval.

6.7 Waste Transport: Consignment Note

6.7.1 Hazardous waste

Every time that there is a disposal of hazardous waste, a valid permit from ERA is required and the actual transfer of the waste must be accompanied by a form called a consignment note. These can be obtained from ERA's website as an online application.

The consignment note procedure is divided into two stages:


Stage One: Waste Consignment Permit Application (CP)

Stage Two: Waste Consignment Note (CN)

All Waste Consignment Permit Applications (CP) and Waste Consignment Notes (CN) have a unique number (code).The Waste Consignment Permit Application (CP) is used to obtain a permit for the disposal of waste while the Waste Consignment Notes (CN) must be used for the transfer of waste.

6.7.1.1 Waste Consignment Permit Application (CP) and Waste Consignment Note application (CN)

- When disposing of hazardous waste, it must be ensured that any hazardous waste must not be stored for more than 1 year. The quantity of waste being generated, and the information related to the waste must also be taken into consideration.
- A permit is needed for the disposal of each separate hazardous waste stream.
- The Waste Contractor acts as the CPR. The Waste Contractor will be responsible to fill in the ERA Waste Consignment Permit application form (CP). Once the permit for the disposal of a particular hazardous waste is issued by ERA, CPR should fill in the Consignment Note to plan for the disposal of the hazardous waste generated from work on behalf of Enemalta plc.

	<i>Title: Waste Management Procedure for Contractors</i>	
	<i>Type: Non- Restricted Type (All Users Can View)\Procedures (SOP/WI/Mg.Proc)</i>	<i>Page 12 of 15</i>
<i>Active Date: 2/9/2021</i>	<i>Status: Active</i>	<i>Number: SOP-045</i>
<i>Review Date:2/9/2023</i>	<i>Owner: D'Amato, Rachel</i>	<i>Revision: 3</i>

- A copy of the Waste Consignment Permit Application and the Waste Consignment Notes is to be handed in by the Contractor to the responsible person.
- The waste register is to be updated as per section 6.5

6.7.1.2 Transboundary Shipment of Hazardous Waste

Hazardous waste which cannot be disposed of/recovered in Malta and which must be shipped to another country for disposal/recovery will fall under the terms of the European Commission Waste Shipment Regulation. Transboundary movements of hazardous waste destined for disposal or recovery can only take place upon written notification by ERA, as the Competent Authority.

6.7.2 *Non-Hazardous Waste*


Disposal of non-hazardous waste does not need an ERA permit. . However, for reporting purposes, the waste register still needs to be updated as per section 6.5. Non-hazardous waste can be temporary stored on site for a maximum period of 1 year.

6.8 Licences of carriers and consignee

From time to time, the ER Waste is responsible to check and request records of all licences (and any subsequent updates) of the waste management providers (carriers, waste management facilities and consignees). The Contractor must be able to provide all data about waste management (whether he is doing the waste management himself or is using a subcontractor)

6.9 Environmental Audits

Enemalta plc reserves the right to carry out environmental audits to ensure that the Contractor and his sub-contractors are carrying out their activities in compliance with the requirements stated in the Enemalta Environmental Management System.

	<i>Title: Waste Management Procedure for Contractors</i>	
	<i>Type: Non- Restricted Type (All Users Can View)\Procedures (SOP/WI/Mg.Proc)</i>	<i>Page 13 of 15</i>
<i>Active Date: 2/9/2021</i>	<i>Status: Active</i>	<i>Number: SOP-045</i>
<i>Review Date:2/9/2023</i>	<i>Owner: D'Amato, Rachel</i>	<i>Revision: 3</i>


7 Reference documents

Annex 1 - Waste Consignment Permit application

Annex 2 – Waste Consignment Note

SOP-085 – Procurement Clauses related to Enemalta/IESC Environmental and Safety Management System.

FRM-042 - Contractor's Briefing & Employee Training

	Title: Waste Management Procedure for Contractors	
	Type: Non- Restricted Type (All Users Can View)\Procedures (SOP/WI/Mg.Proc)	Page 14 of 15
Active Date: 2/9/2021	Status: Active	Number: SOP-045
Review Date:2/9/2023	Owner: D'Amato, Rachel	Revision: 3

Annex 1: Waste Consignment Permit Application

Waste Consignment Permit Application

Telephone: 2292 3689
Email: cp.permitting@era.org.mt
Website: era.org.mt

THE REQUESTED INFORMATION MUST BE COMPLETED IN FULL. FAILURE TO PROVIDE ADEQUATE INFORMATION WILL DELAY PROCESSING OF THE APPLICATION.



SAMPLE

A: CONSIGNMENT DETAILS

1. THE CONSIGNMENT(S) WILL BE:

ONE SINGLE
 A SUCCESSION
 CARRIER'S ROUND *

OTHER

Other

2. EXPECTED REMOVAL DATE OF FIRST AND LAST CONSIGNMENT

*
 *

First consignment Last consignment

3. THE WASTE DESCRIBED BELOW IS TO BE REMOVED FROM:

COMPANY NAME *

4. THE WASTE PRODUCER WAS:

COMPANY NAME *

